

MODEL **800 FX** SERIES COFFEE GRANULIZER

PRECISION GRINDING TECHNOLOGY FOR HIGH-CAPACITY APPLICATIONS



The Model 800 FX is one of the world's most popular industrial coffee grinders. Exceptional particle size performance on a range of grind sizes and consistent results differentiate the 800 FX from other grinder designs.

Additionally, the 800 FX offers a number of options, such as PLC control, water-cooling and density control to further improve ground coffee quality and consistency.

Model 800 FX.WC (Water-Cooled) Coffee Granulizer
Two (2) Grinding Section Configuration with Integrated Normalizer

SPECIFICATIONS

Roll Size: 7 x 30 inches [178 x 762 mm]

Sections: Two (2) or three (3) stacked grinding sections

Power: 25 HP [18.6 kw] 50 or 60 hz

Drawing(s): Available for download on website

ACCOMMODATES ALL GRIND SIZES

COARSE/SOLUBLE

PODS

REGULAR

ESPRESSO

DRIP

FILTER FINE






MODERN PROCESS EQUIPMENT CORPORATION • MPECOFFEE.COM

3125 SOUTH KOLIN AVENUE CHICAGO, ILLINOIS 60623, USA • SOLUTION@MPECHICAGO.COM • P: +1 773.254.3929 • F: +1 773.254.3935

Model	Grinding Sections	Normalizer	Approximate Capacity (lbs/hr)							Traditional Grind Range [average size in microns]
800 FX	2-3	Y	0	1,000	2,000	3,000	4,000	5,000	6,000	Espresso 200 - 450 microns
800 FS	1-2	N			Espresso	Filter				Filter 500 - 1,000 microns
							Soluble/Instant			Soluble 1,000 - 2,500 microns

FEATURES



INFINITE ROLL GAP ADJUSTMENT

Grind adjustment is achieved using a manual adjustment mechanism (Settings 1 - 10), which can be quickly and easily adjusted to achieve roll gap accuracies of $\pm 0.001"$ (0.02mm). A semi-automatic control panel features push button style controls with optional digital gap indication.

RUGGED CONSTRUCTION & SPRING-MOUNTED ROLLS

Heavy-duty construction and oversized double spherical roller bearings provide a long service life, reduced vibrations and maintain tight tolerances under extreme conditions. Spring mounted rolls prevent damage to rolls from foreign materials.

ROLL SURFACE OPTIONS & PRECISION TOLERANCES

MPE manufactures its own tools used to corrugate rolls and offers thousands of tooth sizes and profiles for each unique application and grind size - coarse (urn) to fine (espresso).

INTEGRATED NORMALIZER WITH DENSITY CONTROL & CHAFF REDUCTION

The Model 800 features an integrated Normalizer designed to both eliminate the visual presence of chaff and continuously control the coffee density to meet coffee product and packaging requirements. Both **manual** and **automated** Normalizer systems are offered.

WATER-COOLED ROLLS & COFFEE TEMPERATURE SYSTEMS

Heat elimination in the grinding and normalizing (homogenizing) process **preserves the coffee volatile oils and aroma** and prevents a "second roast" during grinding. The 800 Series normalizer features veined water channels and the largest surface area in the industry.

HIGH TORQUE DRIVE (HTD)

The HTD drive system provides quiet, lubrication free operation with a wide range of speed and differential capabilities.

ADDITIONAL OPTIONS

- Stainless steel or electroless-nickel construction
- High hardness roll coatings for extreme wear resistance
- Closed-loop water-chiller with variable temperature control
- Semi-automatic or PLC control systems
- Integrated magnet
- Gas-tight Construction

