



APPLICATION - CEREAL

CHAIN-VEY



THE BETTER WAY TO CONVEY THE MOST **GENTLE** AND **EFFICIENT** TRANSPORT AVAILABLE FOR CEREAL & CEREAL APPLICATIONS



**IMPROVE CEREAL
PRODUCT TRANSPORT
WITH THE MPE CHAIN-VEY®**



IDEAL FOR THE TRANSPORT OF CEREAL PRODCUT APPLICATIONS:

- Grains
- Nuts
- Flour
- Sugar
- Vitamins
- Dried Fruits

The MPE Chain-Vey offers the most gentle and efficient transportation for your cereal product and ingredient conveying needs. Its flexible design and compact footprint is sure to fit virtually any configuration. Additionally, with a dust-tight enclosed design, you can be confident your cereal is protected from the surrounding environment. The MPE Chain-Vey also features Clean-In-Place [CIP] capabilities with automated wash cycles for sanitary conveying needs. Better cereal products require a better conveying solution.

**BETTER CEREAL PRODUCTS
REQUIRE THE MPE CHAIN-VEY®**

- Gentle conveying virtually eliminates nut degradation during transport.
- System can be configured for full clean-in-place capabilities.
- Flexible system configurations incorporate vertical and horizontal runs in one conveyor.

- Totally enclosed design eliminates dust protects product from surrounding environment.
- Most energy efficient operation compared to other conveyor systems.
- Low maintenance operation





SYSTEM FEATURES

- Virtually eliminates breakage and the need for pneumatic equipment.
- Conveyor design allows for customized configurations with multiple inlets and discharges.
- Low preventative maintenance activity to maximize run time.
- 3 inch, 4 inch, 5 inch, and 6 inch diameters available.



ZERO DEGRADATION










CHOOSE YOUR CONVEYING

CAPACITY

6 IN. 5 IN. 4 IN. 3 IN.

1,400 ft³/hr (40 m³/hr) 1,000 ft³/hr (28 m³/hr) 650 ft³/hr (18 m³/hr) 280 ft³/hr (8 m³/hr)

CHAIN-VEY® VS. OTHER CONVEYING METHODS

CONVEYOR DESIGNS CONVEYOR METHODS	 MAINTAINS PARTICLE DISTRIBUTION (INTEGRITY)	 AIR / DUST TIGHT	 CLEAN-IN-PLACE (CIP)	 ENERGY EFFICIENT	 EXTENDED LENGTH CAPABILITY	 LOW / NO MAINTENANCE	 MULTIPLE INLETS / DISCHARGES
CHAIN-VEY®	✓	✓	✓	✓	✓	✓	✓
AUGER/ELEVATOR						✓	
BUCKET ELEVATOR	✓			✓			✓
DENSE PNEUMATIC		✓			✓		✓
DILUTE PNEUMATIC		✓			✓		✓