

# MODEL GPX.DC COFFEE GRINDER

## Dual Grinding Chamber Coffee Disc Grinder



The Model GPX.DC features two identical grinding chambers in one grinder design. Dedicate sides for organics, decafs, flavors or more without having to worry about cleanout or cross contamination. The GPX.DC uses 5.5 inch diameter “diamond hard” grinding discs that are precision-cut to optimize cutting action with infinite adjustment control, resulting in a cool, uniform coffee grind for optimal brew performance.

- Keep your organics, decafs or flavors separate
- Infinite grind adjustment
- Easy to clean and operate
- “Diamond hard” grinding discs

### ACCOMODATES ALL GRIND SIZES

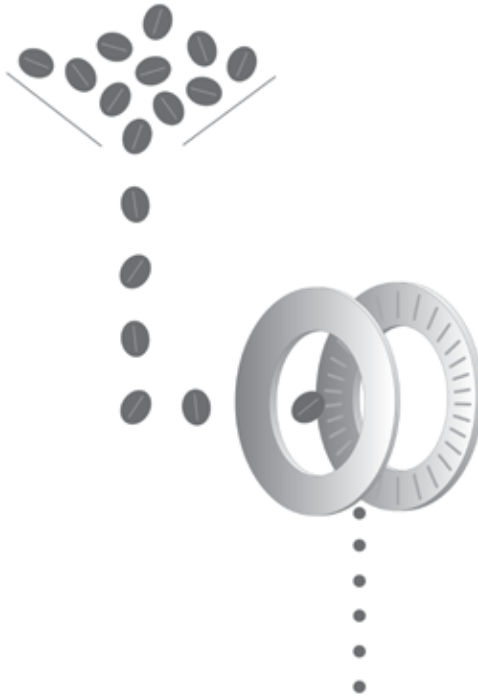
ESPRESSO	FLAVORED COFFEE
DRIP	VENDING
REGULAR	COARSE



**MODERN PROCESS EQUIPMENT CORPORATION**

**THE WORLD'S LEADING MANUFACTURER OF COFFEE GRINDING EQUIPMENT**

SERIES GPX.DC



Precision  
Disc-Style  
Grinder



#### SPECIFICATIONS

- Disc Size:** 5.5 inches [140 mm] in diameter  
Grinding Discs can be re-sharpened
- Motor:** 3 HP [2.2 kW] / 1 or 3 phase / 50 or 60 Hz available
- Grind Range:** Espresso - Coarse [200-3000 microns]
- Capacity:** 200-500 lbs/hr [90-225 kg/hr], espresso to coarse respectively
- Drawing:** Available for download on website



#### FEATURES AND OPTIONS

- Two identical grinding chambers.
- Designed for fast and easy cleanout – By simply removing three dial plate knobs, the entire grinding chamber can be removed and cleaned in minutes.
- Simple maintenance and operation – With few moving parts, maintenance and operation are easy.
- Engineered Discs – Grinding discs are engineered to deliver optimal grind uniformity and minimize heat.
- Sharp teeth and ultra-hard metal alloys ensure both performance and disc longevity. Economical re-sharpening also available.
- Hopper Sizes: 0.4 (standard) or 1.5 cu-ft (optional)
- Bag holder tray (standard) or larger tote container (optional) for ground product collection.
- Hopper grate magnet (optional)



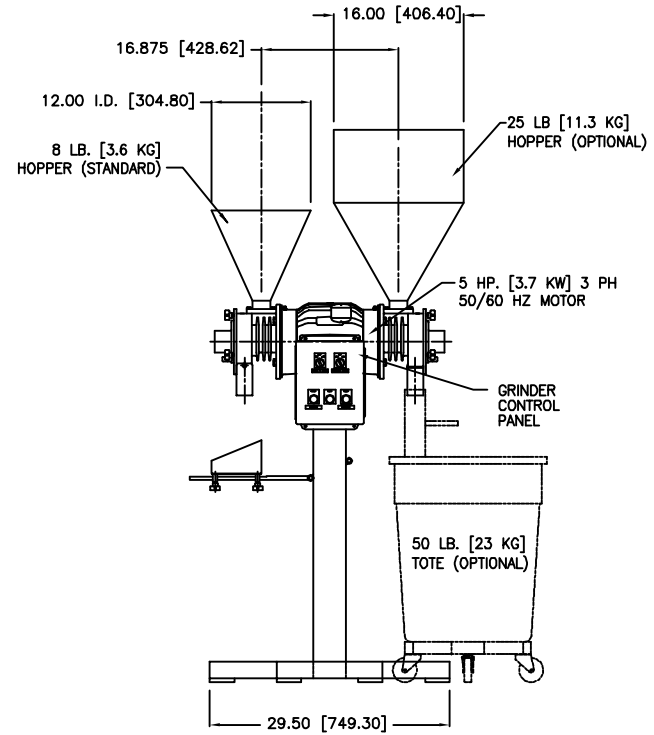
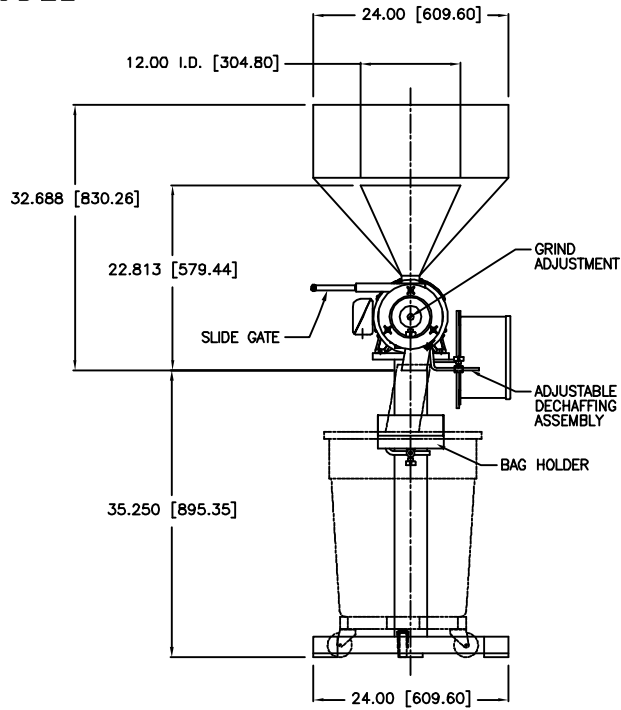
**MODERN PROCESS EQUIPMENT CORPORATION**

[mpechicago.com](http://mpechicago.com)  
[solution@mpechicago.com](mailto:solution@mpechicago.com)

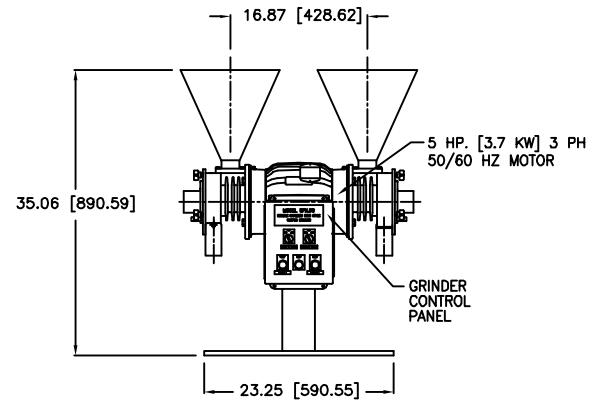
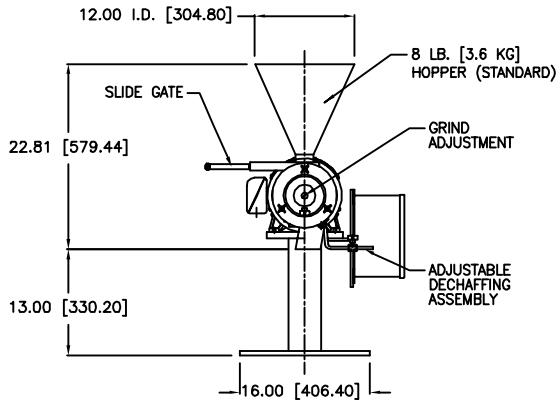
3125 South Kolin Avenue  
Chicago, Illinois 60623  
U.S.A.

P +1 773 254 3929  
F +1 773 254 3935

# FLOOR MODEL



# BENCH MODEL



### NOTES:

1. DIMENSIONS WILL BE INDICATED AS FOLLOWED, 1 [25.4]

ENGLISH (IN) — METRIC (MM)

GPX.DC Specifications	
Motor:	Heavy Duty (5) Five HP TEFC 3 Phase 60 HZ 230/460 VAC (1750 RPM) (50 HZ And Special Voltages Available)
Compressed Air Requirements:	60 PSI @ 1 SCFM

REV.	CHANGE	DATE	BY	MATERIAL	USED ON UNIT	<b>MODERN PROCESS EQUIPMENT, Inc.</b> <small>3225 South Main Avenue, Chicago, Illinois 60623</small>	DRAWN: RR DATE: 1/7/09 CHECKED:	SCALE: 8
				PATTERN NO.	MPE		NAME OF PART: MODEL GPX.DC COFFEE GRINDER PART NO.: SG-7608	C